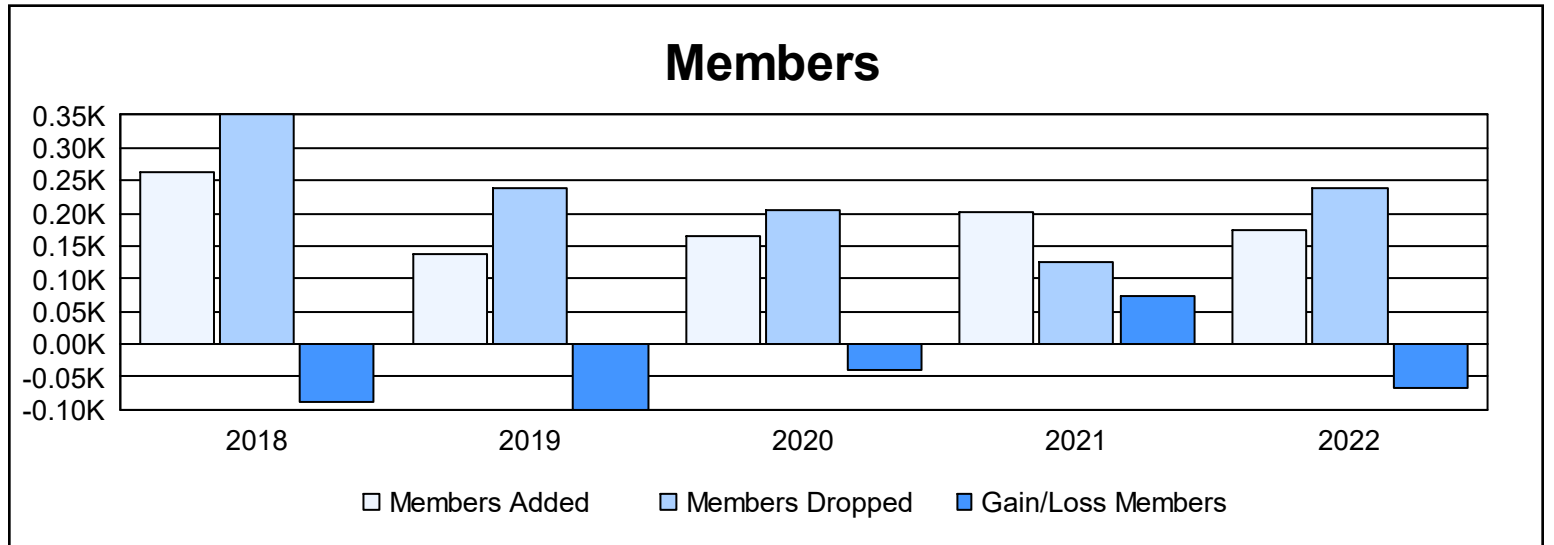
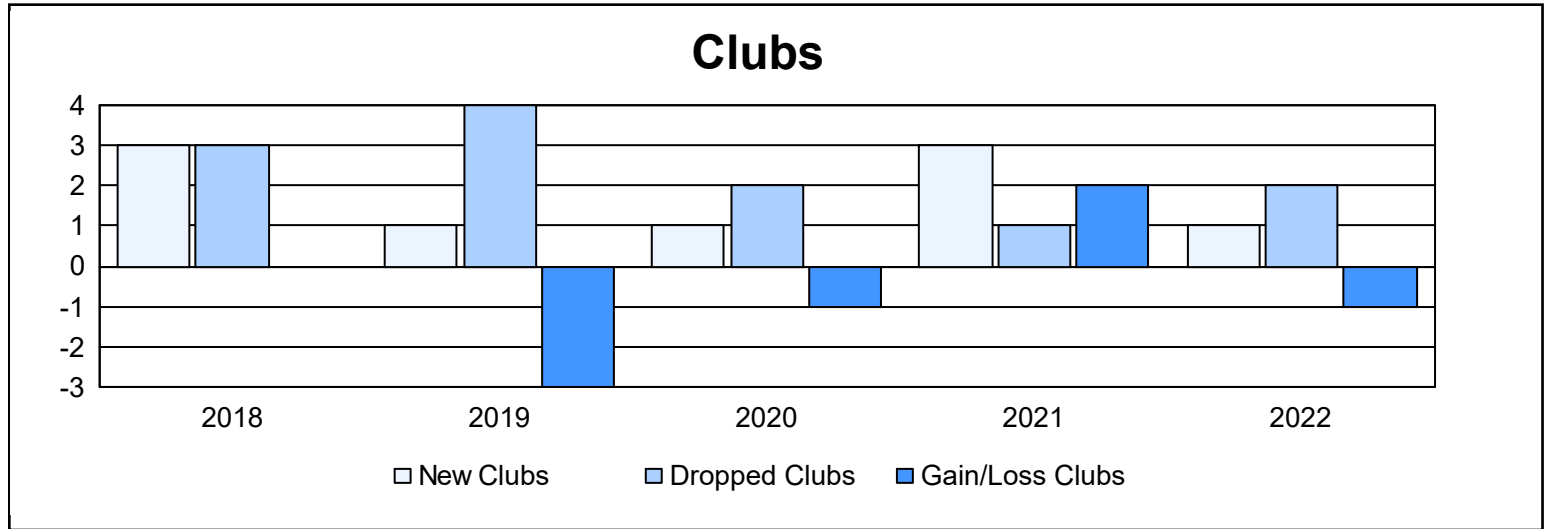
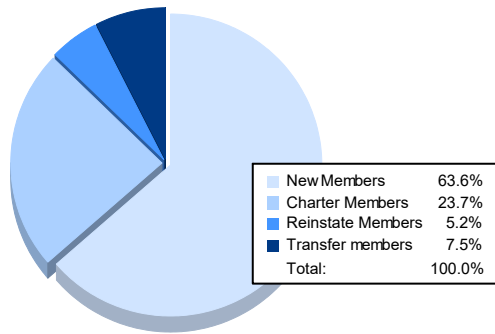


Year	New Clubs	Dropped Clubs	Gain/ Loss Clubs	New Members	Charter Members	Reinstate Members	Transfer Members	Total Member Added	Total Members Dropped	Gain/ Loss Members
2017-2018	3	3	0	147	78	18	20	263	350	-87
2018-2019	1	4	-3	86	21	19	13	139	239	-100
2019-2020	1	2	-1	87	41	13	24	165	205	-40
2020-2021	3	1	2	104	86	6	5	201	126	75
2021-2022	1	2	-1	110	41	9	13	173	239	-66
<b>Average</b>	<b>2</b>	<b>2</b>	<b>-1</b>	<b>107</b>	<b>53</b>	<b>13</b>	<b>15</b>	<b>188</b>	<b>232</b>	<b>-44</b>



### Membership Composition June 2022 Cumulative



### Gender Composition June 2022 Cumulative

